



Patient ID SA00117462	Patient Name TESTINGRNV, NMOFC H	Birth Date 1966-06-22	Gender M	Age 52
Order Number SA00117462	Client Order Number SA00117462	Ordering Physician CLIENT, CLIENT	Report Notes	
Account Information C7028846 DLMP Rochester		Collected 28 Jan 2019 00:00		

NMO/AQP4 FACS, CSF



Result Name	Result	Unit	Reference Value	Performing Site
  NMO/AQP4-IgG FACS, CSF	Positive		Negative	1 MCR

Screen positive, see confirmatory test results.

Received: 29 Jan 2019 13:22

Reported: 29 Jan 2019 13:23

NMO/AQP4 FACS Titer, CSF

Result Name	Result	Unit	Reference Value	Performing Site
  NMO/AQP4 FACS Titer, CSF	Positive 1:1000	titer	<1:2	1 MCR

This autoantibody supports the diagnosis of neuromyelitis optica or a neuromyelitis optica spectrum disorder. Neurological accompaniments include optic neuritis, myelitis and encephalitis. Seropositivity predicts high risk for relapse.

Received: 29 Jan 2019 13:22

Reported: 29 Jan 2019 13:24

Laboratory Notes

- 1** This test was developed and its performance characteristics determined by Mayo Clinic in a manner consistent with CLIA requirements. This test has not been cleared or approved by the U.S. Food and Drug Administration.

Performing Site Legend

Code	Laboratory	Address	Lab Director	CLIA Certificate
MCR	Mayo Clinic Laboratories - Rochester Main Campus	200 First Street SW, Rochester, MN 55905	William G. Morice M.D. Ph.D	24D0404292